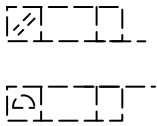
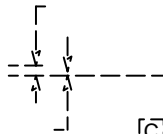




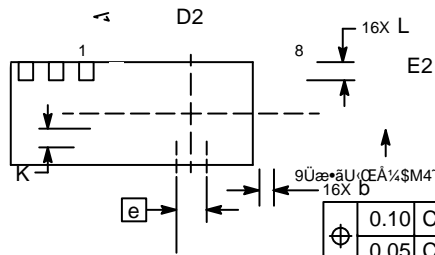
TOP VIEW



SIDE VIEW



SEATING PLANE



BOTTOM VIEW

⊕	0.10	C	A	B
	0.05	C	NOTE 3	

WDFN16, 4X1.7, 0.5P

