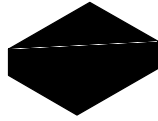
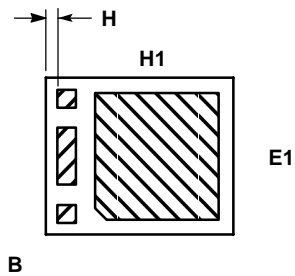
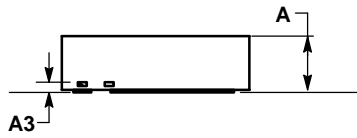
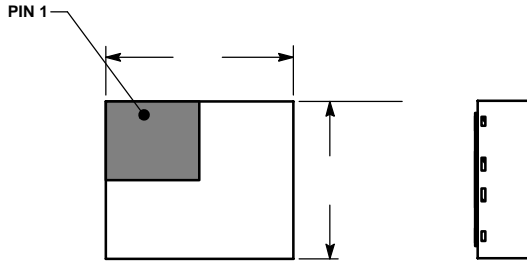


PLL4  
CASE 508AA-01  
ISSUE O

DATE 21 JUL 2004



SCALE 1:1



DIM	MILLIMETERS	
	MIN	MAX
A	1.750	1.950
A1		
B	0.500	0.700
D	6.200 BSC	
D1	3.979	4.179
	5.200 BSC	
E1	4.087	4.287
e	1.905 BSC	
F		
G	0.500	0.700
H	0.379 REF	
H1	0.635 REF	
H2	0.507 REF	
J	0.404 REF	

**GENERIC  
MARKING DIAGRAM\***

- xxxxx = Specific Device Code
- A = Assembly Location
- Y = Year
- WW = Work Week

\*This information is generic. Please refer to device data sheet for actual part marking. Pb-Free indicator, "G" or microdot "•", may or may not be present.

ON Semiconductor®



98AON19199DISSUE