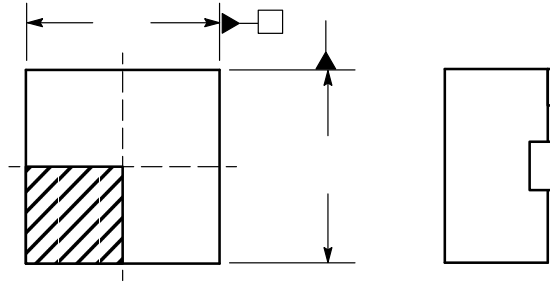




SCALE 4:1

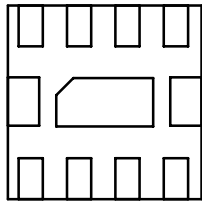
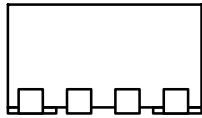
DFN8
CASE 506AK i01
ISSUE C

DATE 30 SEP 2005



NOTES:

1. DIMENSIONING AND TOLERANCING PER ASME Y14.5M, 1994.
2. CONTROLLING DIMENSION: MILLIMETERS.
3. DIMENSION b APPLIES TO THE EXPOSED PAD AS WELL AS THE TERMINALS.
4. EXPOSED PADS CONNECTED TO DIE FLAG. USED AS TEST CONTACTS.



**GENERIC
MARKING DIAGRAM***

X = Specific Device Code

M = Date Code

■ = Pb iFree Package

(Note: Microdot may be in either location)

*This information is generic. Please refer to device data sheet for actual part marking.

Pb iFree indicator, "G" or microdot "■", may or may not be present.