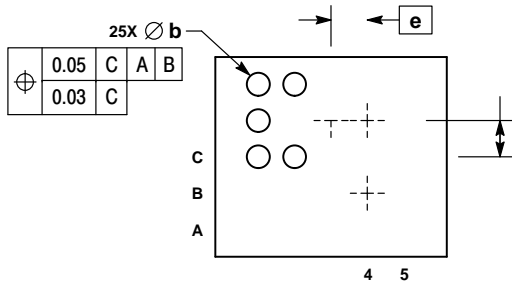
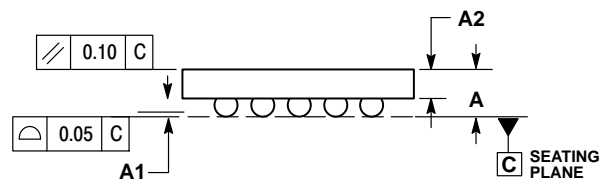
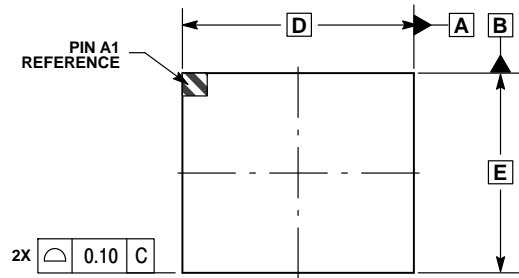


25 Pin Flip-Chip, 2.55x2.20
CASE 499BN
ISSUE A

DATE 26 OCT 2011



- NOTES:
1. DIMENSIONING AND TOLERANCING PER ASME Y14.5M, 1994.
 2. CONTROLLING DIMENSION: MILLIMETERS.
 3. COPLANARITY APPLIES TO SPHERICAL CROWNS OF SOLDER BALLS.

DIM	MILLIMETERS	
	MIN	MAX
A	---	0.60
A1	0.17	0.23

b	0.24	0.29
D	2.55 BSC	
E	2.20 BSC	
e	0.40 BSC	