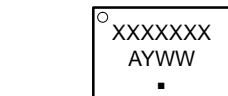
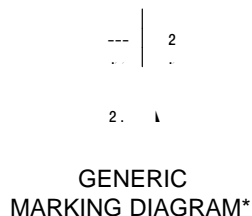
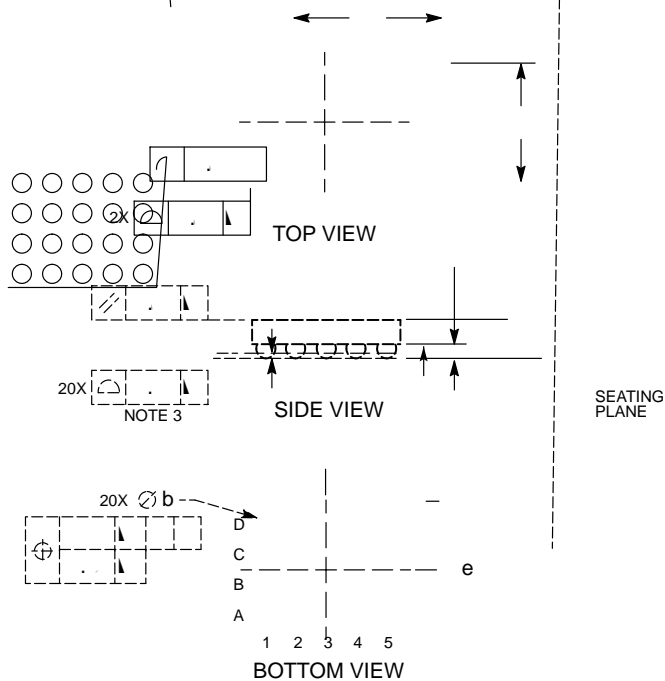




A1
SCALE 4:1

20 PIN FLIP iCHIP, 2.5x2.0, 0.5P
CASE 499BH i01
ISSUE A

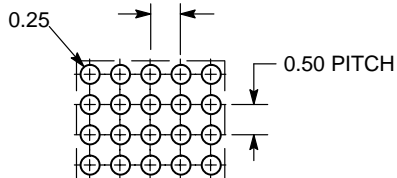
DATE 22 OCT 2010



- XXXXXXX = Specific Device Code
- A = Assembly Location
- Y = Year
- WW = Work Week
- = Pb iFree Package

*This information is generic. Please refer to device data sheet for actual part marking. Pb iFree indicator, "G" or microdot "■", may or may not be present.

**RECOMMENDED
SOLDER FOOTPRINT***



DIMENSIONS: MILLIMETERS

*For additional information on our Pb iFree strategy and soldering details, please download the ON Semiconductor Soldering and Mounting Techniques Reference Manual, SOLDERRM/D.