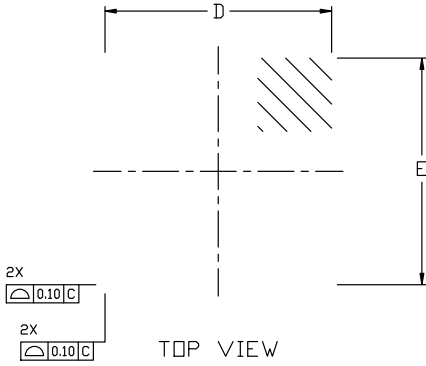


SCALE 2.5:1

PQFN31 5X5, 0.5P
CASE 483BR
ISSUE D

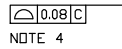
DATE 13 FEB 2023



NOTES:

1. DOES NOT FULLY CONFORM TO JEDEC REGISTRATION MD-220, DATES MAY/2005.
2. DIMENSIONING AND TOLERANCING PER ASME Y14.5

SIDE VIEW



NOTE 4

SEATING
PLANE

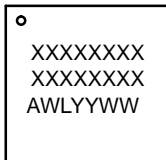
DETAIL 'A'
(SCALE 2:1)

PQFN31 5X5, 0.5P
CASE 483BR
ISSUE D

DATE 13 FEB 2023

RECOMMENDED MOUNTING FOOTPRINT*
(2X SCALE)

**GENERIC
MARKING DIAGRAM***



XXXX = Specific Device Code
A = Assembly Location
WL = Wafer Lot
YY = Year
WW = Work Week
= Pb-Free Package

(Note: Microdot may be in either location)

*This information is generic. Please refer to device data sheet for actual part marking. Pb-Free indicator, "G" or microdot "o", may or may not be present. Some products may not follow the Generic Marking.