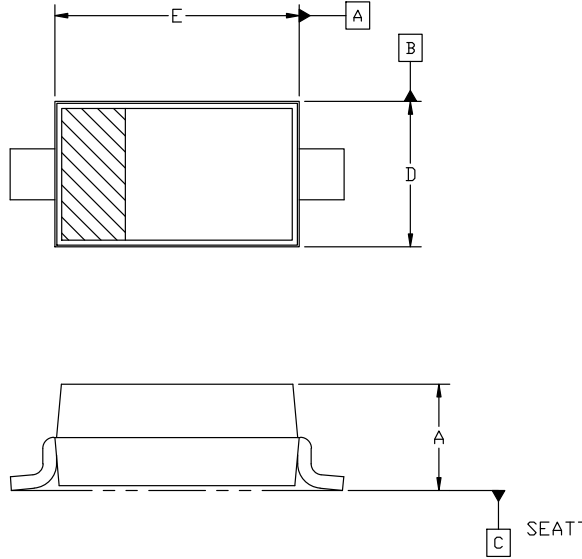




S i
CASE 425
ISSUE H

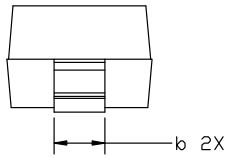
DATE 29 FEB 2024



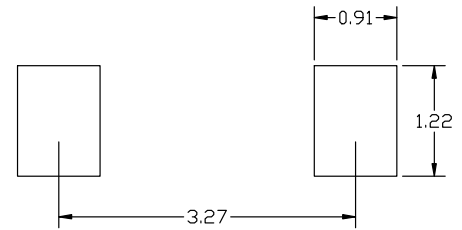
NOTES:

1. DIMENSION AND TOLERANCING PER ASME Y14.5M, 2018
2. CONTROLLING DIMENSION: MILLIMETERS

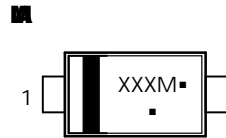
	0°		10°
$\theta 1$	0°		10°



END VIEW



RECOMMENDED MOUNTING FOOTPRINT
*For additional information on or Pb-Free strategy and soldering details, please download



XXX = Specific Device Code
M = Date Code
▪ = Pb-Free Package

(Note: Microdot may be in either location)

*This information is generic. Please refer to device data sheet for actual part marking. Pb-Free indicator G or microdot, may or may not be present. Some products may not follow the Generic Marking.

S. LE1:
IN 1. CA H DE
2. AN DE