

PIN Diode

Single PIN Diode for Attenuator and RF Switch

NSDP301MX3

Low r_s characteristics is enable to use high frequency applications. This PIN diode is designed to realize compact and efficient designs. NSDP301MX3 in a X3DFN2 miniature package enables designers to meet the challenging task of achieving higher efficiency and meeting reduced space requirements.

Features

- Low Series Resistance ($r_s = 1.3 \Omega$ typ.)
- Small Interterminal Capacitance ($C = 0.33$ pF typ.)
- Less Parasitic Components
- Small sized Package X3DFN2
- Pb Free, Halogen Free and RoHS Compliance

Typical Applications

- RF Attenuator
- RF Switch

MAXIMUM RATINGS ($T_A = 25^\circ\text{C}$)

Parameter	Symbol	Value	Unit
Reverse Voltage			
Forward Current	I_F	100	mA
Operating Junction and Storage Temperature Range	T_J, T_{stg}	55 to +150	$^\circ\text{C}$

Stresses exceeding those listed in the Maximum Ratings table may damage the device. If any of these limits are exceeded, device functionality should not be assumed, damage may occur and reliability may be affected.

80 V, 100 mA
 $r_s = 1.3 \Omega$ typ.
PIN Diode

NSDP301MX3

ELECTRICAL CHARACTERISTICS (T_A = 25°C unless otherwise noted)

Parameter	Symbol	Conditions	Min	Typ	Max	Unit
Reverse Voltage	V _R	I _R = 1 μA	80			V
Reverse Current	I _R	V _R = 80 V			50	nA
Forward Voltage	V _F	I _F = 1 mA		0.78	0.81	V
Series Resistance	r _s	I _F				

NSDP301MX3

TYPICAL CHARACTERISTICS

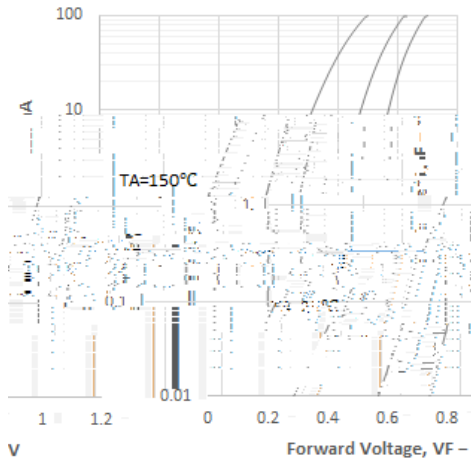


Figure 1. IF – VF

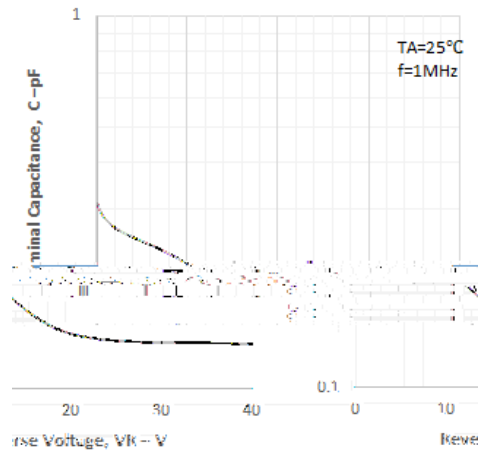


Figure 2. C – VR

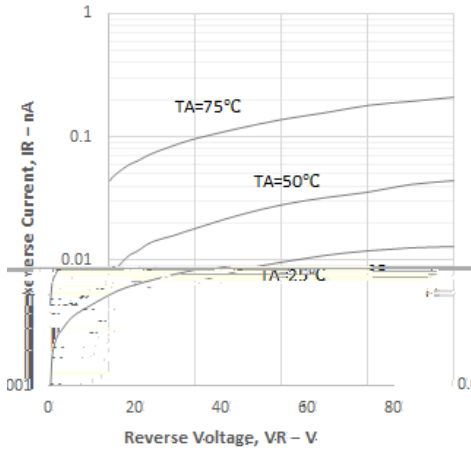


Figure 3. IR – VR

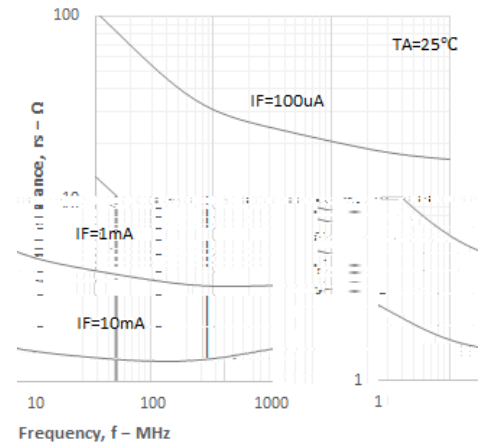


Figure 4. rs – f

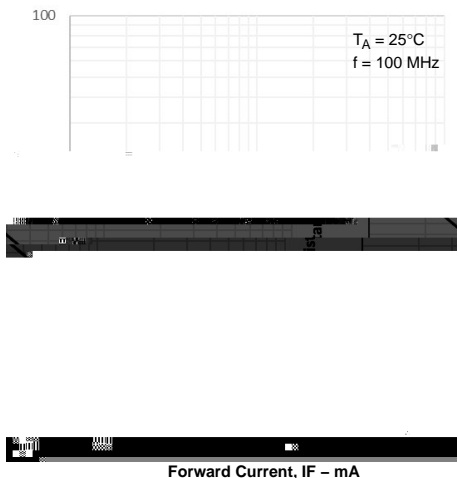
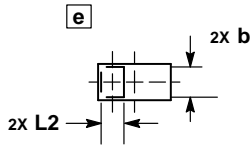
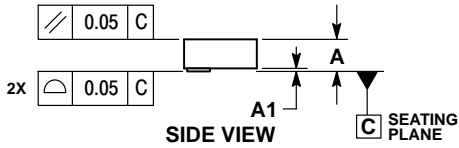
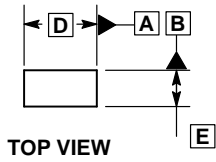


Figure 5. rs – IF

NSDP301MX3

PACKAGE DIMENSIONS

X3DFN2, 0.62x0.32, 0.355P, (0201)
 CASE 152AF
 ISSUE A

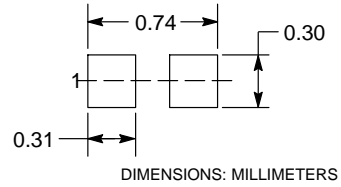


- NOTES:
 1. DIMENSIONING AND TOLERANCING PER ASME Y14.5M, 1994.
 2. CONTROLLING DIMENSION: MILLIMETERS.

MILLIMETERS		
DIM	MIN	MAX
A	0.25	0.33
A1		0.05
b	0.22	0.28

e	0.355 BSC
L2	0.17 0.23

MOUNTING FOOTPRINT*



*For additional information on our Pb Free strategy and soldering details, please download the ON Semiconductor Soldering and