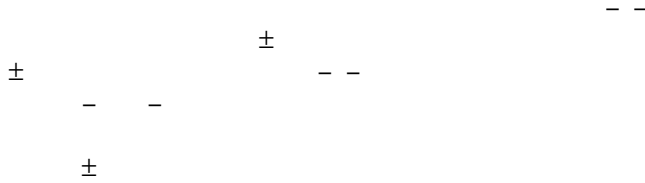


CM1205

ESD Protection Diode Array

Chip Scale Package, 8-Channel

Description



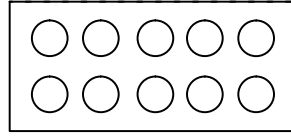
OptiGuard™

Features

-

CM1205

PACKAGE / PINOUT DIAGRAMS




CM1205

APPLICATION INFORMATION

Table 4. PRINTED CIRCUIT BOARD RECOMMENDATIONS

Parameter	Value
	-
	-
-	$\pm \mu$
	$\pm \mu$
	o

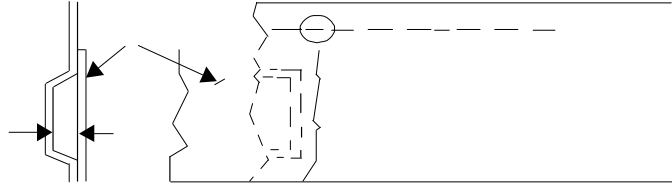


CM1205

MECHANICAL SPECIFICATIONS

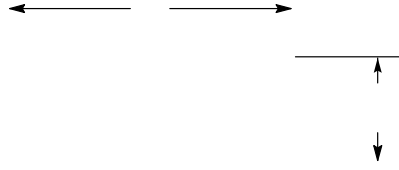
Table 5. CSP TAPE AND REEL SPECIFICATIONS

Part Number	Chip Size (mm)	Pocket Size (mm) $B_0 \times A_0 \times K_0$	Tape Width W	Reel Diameter	Qty per Reel	P_0	P_1
-				"			

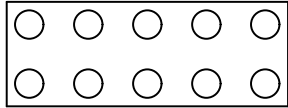


WLCSP10, 3.10x1.15
CASE 567BM 01
ISSUE 0

DATE 26 JUL 2010



SEATING
PLANE 5 4 1 1 1 4 0 1 1 9 2 3 1 3



onsemi, **onsemi**, and other names, marks, and brands are registered and/or common law trademarks of Semiconductor Components Industries, LLC dba "**onsemi**" or its affiliates and/or subsidiaries in the United States and/or other countries. **onsemi** owns the rights to a number of patents, trademarks, copyrights, trade secrets, and other intellectual property. A listing of **onsemi**'s product/patent coverage may be accessed at www.onsemi.com/site/pdf/Patent-Marking.pdf. **onsemi** reserves the right to make changes at any time to any products or information herein, without notice. The information herein is provided "as-is" and **onsemi** makes no warranty, representation or guarantee regarding the accuracy of the information, product features, availability, functionality, or suitability of its products for any particular purpose, nor does **onsemi** assume any liability arising out of the application or use of any product or circuit, and specifically disclaims any and all liability, including without limitation special, consequential or incidental damages. Buyer is responsible for its products and applications using **onsemi**
